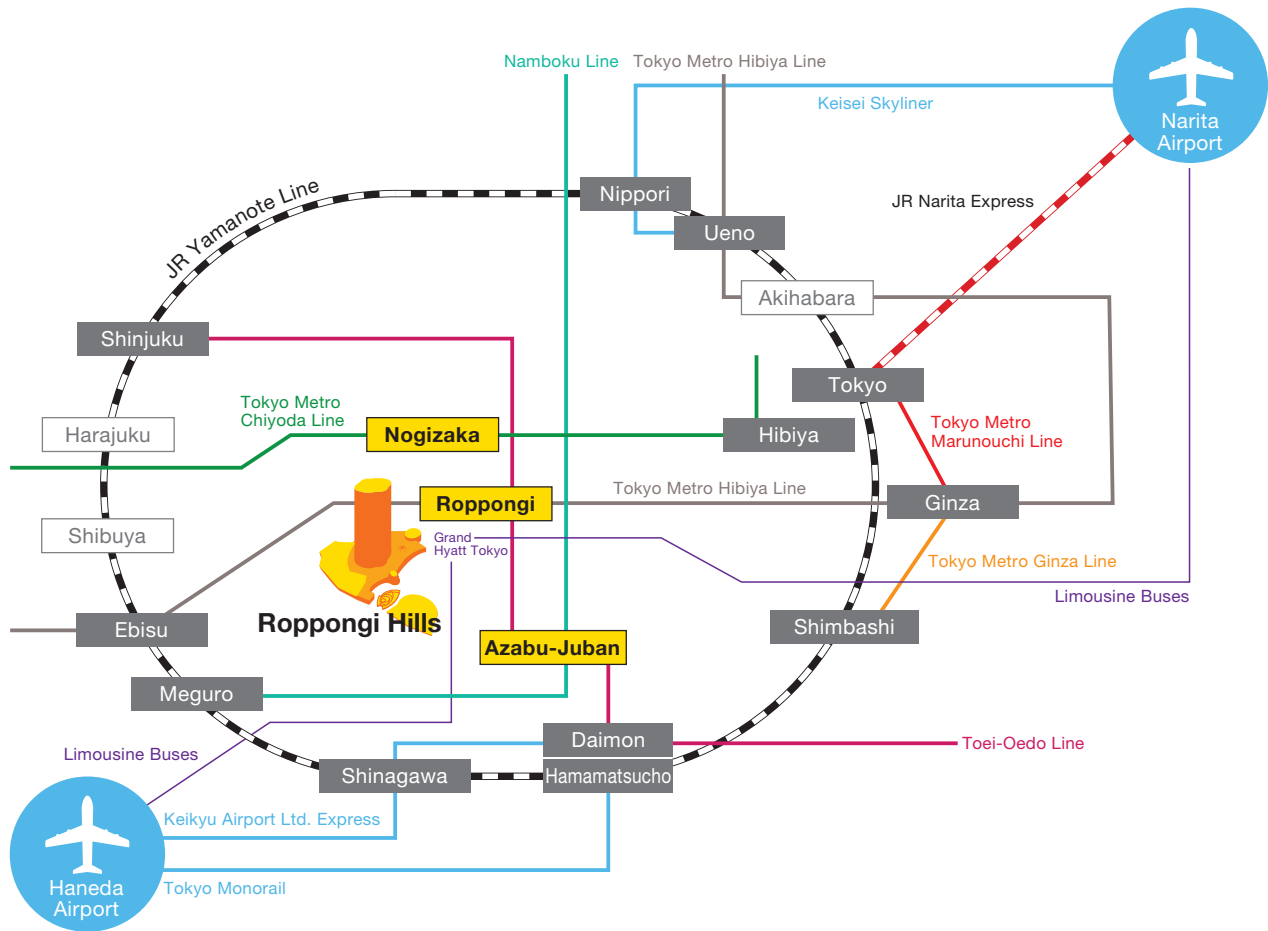
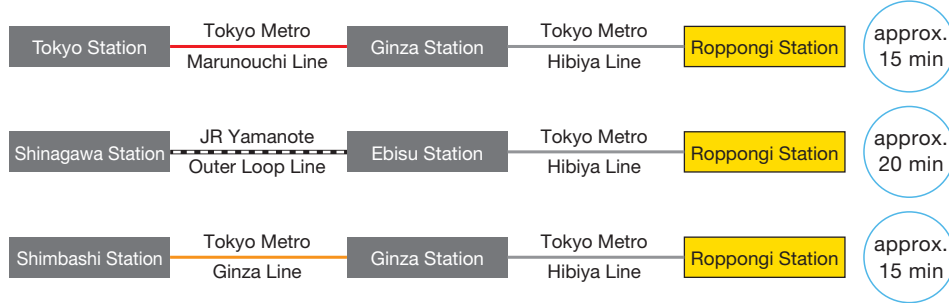


Access to Roppongi Hills Observation Deck "Tokyo City View"



From main stations to the station nearest to Roppongi Hills



From the nearest station to Roppongi Hills

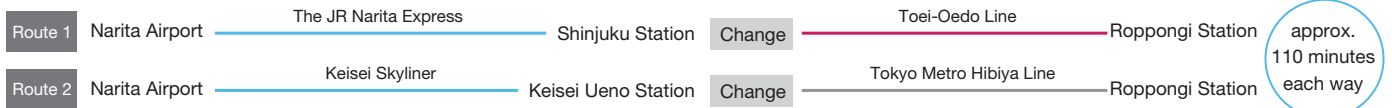
- 0-minute walk from Tokyo Metro Hibiya Line to Roppongi Station Exit 1C (direct link to Roppongi Hills)
- 4-minute walk from Toei Subway Oedo Line to Roppongi Station Exit 3
- 5-minute walk from Toei Subway Oedo Line to Azabu-juban Station Exit 7
- 8-minute walk from Tokyo Metro Namboku Line to Azabu-juban Station Exit 4
- 10-minute walk from Tokyo Metro Chiyoda Line to Nogizaka Station Exit 5

Access by Air



From Narita Airport

● Trains



● Limousine Buses

Airport limousine buses stop at the Grand Hyatt Tokyo, within the Roppongi Hills complex.

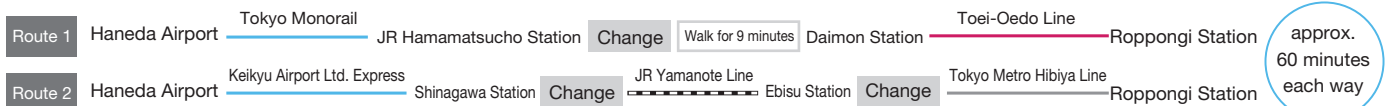
Fares: one-way 3,100 yen (tax incl.) per adult and 1,550 yen (tax incl.) per child

Travel time is 80 to 120 minutes (depending on the traffic). For more information, please visit: www.limousinebus.co.jp/area/narita/roppongi.html



From Haneda Airport

● Trains



● Limousine Buses

Airport limousine buses stop at the Grand Hyatt Tokyo, within the Roppongi Hills complex.

Fares: one-way 1,130 yen (tax incl.) per adult and 570 yen (tax incl.) per child

Travel time is approximately 80 minutes (depending on the traffic).

For more information, please visit: www.limousinebus.co.jp/area/haneda/roppongi.html

Access by Bus

From
Shibuya

- Toei Bus RH01 Line “Roppongi Hills” “Roppongi Keyakizaka”
- The Toei Bus To 01 Line “Roppongi station square” “is in front of EX theater Roppongi”
- The Toei Bus Shibu 88 Line “Roppongi station square” “is in front of EX theater Roppongi”

From
Shimbashi

- The Toei Bus To 01 Line “Roppongi station square” “is in front of EX theater Roppongi”
- The Toei Bus Shibu 88 Line “Roppongi station square” “is in front of EX theater Roppongi”

Access by Car

- From the Shibuya area: 10 minutes from Metropolitan Expressway the “Shibuya” exit
- From the Suginami and Shinjuku areas: 15 minutes from the “Gaien” exit
- From the Ikebukuro area: 10 minutes from the “Kasumigaseki” exit
- From the Meguro, Haneda, and Shinagawa areas: 10 minutes from the “Ikura” exit
- From the Ueno, Chiba, and Shibakoen areas: 10 minutes from the “Shibakoen” exit
- 90minutes from Narita Airport
- 40minutes from Haneda Airport

Access from Hibiya Line “Roppongi Station” to Mori Tower Observation Deck


1

Exit the ticket gate and get out of Exit 1C at Roppongi Station on the Hibiya Line. Follow through the concourse, and you'll see three escalators. Take one of the escalators to go upstairs.



4

To the rear on the left a glass-covered building will come into view, which is the entrance. You are almost there!



2

Step off the escalator and keep straight. You'll see a spider-shaped art object. Walk past the object.



5

This is what we call the “Museum Cone”, the entrance to the observation deck and the museum.



3

Keep going, and you'll find yourself on the walkway in this photo.



6

There are both elevators and stairs. Go up one floor by using either one.



Meeting Point

