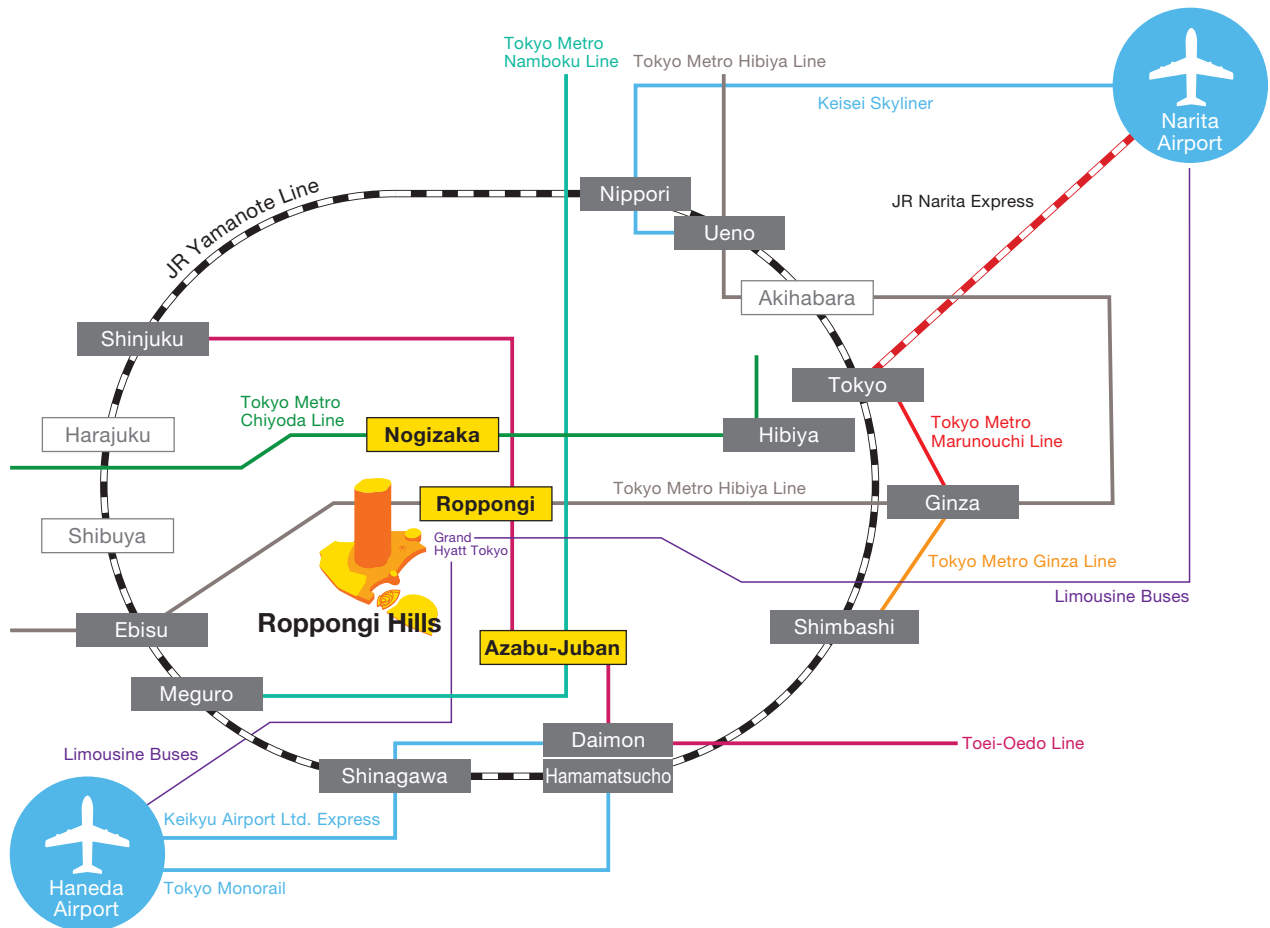
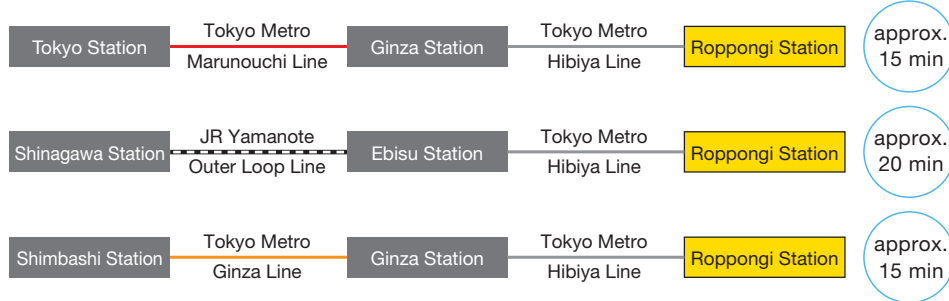


Access to Mori Art Museum / Roppongi Hills Observation Deck Tokyo City View / Mori Arts Center Gallery



From main stations to the station nearest to Roppongi Hills



From the nearest station to each facilities

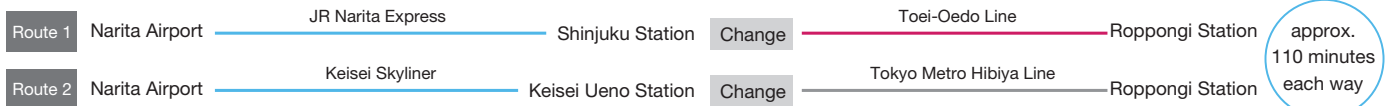
- 3-minute walk from Tokyo Metro Hibiya Line "Roppongi Station" Exit 1C (direct access to Roppongi Hills through concourse)
- 6-minute walk from Toei Subway Oedo Line "Roppongi Station" Exit 3
- 9-minute walk from Toei Subway Oedo Line "Azabu-juban Station" Exit 7
- 12-minute walk from Tokyo Metro Namboku Line "Azabu-juban Station" Exit 4
- 10-minute walk from Tokyo Metro Chiyoda Line "Nogizaka Station" Exit 5

Access by Air



From Narita Airport

● Trains



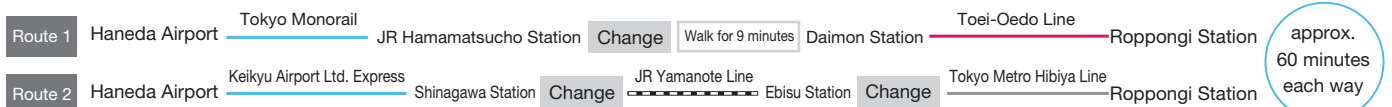
● Limousine Buses

Airport limousine buses stop at the Grand Hyatt Tokyo, within the Roppongi Hills complex.
 Fares: one-way 3,100 yen (tax incl.) per adult and 1,550 yen (tax incl.) per child
 Travel time is 80 to 120 minutes (depending on the traffic). For more information, please visit: https://www.limousinebus.co.jp/areas/bus_stop/hnd/roppongi_akasaka/for/59/



From Haneda Airport

● Trains



● Limousine Buses

Airport limousine buses stop at the Grand Hyatt Tokyo, within the Roppongi Hills complex.
 Fares: one-way 1,130 yen (tax incl.) per adult and 570 yen (tax incl.) per child
 Travel time is approximately 80 minutes (depending on the traffic).
 For more information, please visit: https://www.limousinebus.co.jp/areas/bus_stop/hnd/roppongi_akasaka/for/59/

Access by Bus

From
Shibuya

- Toei Bus RH01 Line “Roppongi Hills” or “Roppongi Hills Keyakizaka” Bus Stop
- Toei Bus To-01 Line “Roppongi Station-Mae” or “EX-THEATER-ROPPONGI-Mae” Bus Stop
- Toei Bus Shibu-88 Line “Roppongi Station-Mae” or “EX-THEATER-ROPPONGI-Mae” Bus Stop

From
Shinbashi

- Toei Bus To-01 Line “Roppongi Station-Mae” or “EX-THEATER-ROPPONGI-Mae” Bus Stop
- Toei Bus Shibu-88 Line “Roppongi Station-Mae” or “EX-THEATER-ROPPONGI-Mae” Bus Stop


Access by Car

- From the Shibuya area: 10 minutes from Metropolitan Expressway the “Shibuya” exit
- From the Suginami and Shinjuku areas: 15 minutes from the “Gaien” exit
- From the Ikebukuro area: 10 minutes from the “Kasumigaseki” exit
- From the Meguro, Haneda, and Shinagawa areas: 10 minutes from the “Ikura” exit
- From the Ueno, Chiba, and Shibakoen areas: 10 minutes from the “Shibakoen” exit
- 90minutes from Narita Airport
- 40minutes from Haneda Airport

Access from Hibiya Line “Roppongi Station” to Mori Art Museum / Roppongi Hills Observation Deck Tokyo City View / Mori Arts Center Gallery


1

Take Exit 1C at Roppongi Station on the Hibiya Line. Follow through the concourse, and you'll see three escalators. Take one of them upstairs (to 2F, Mori Tower).



4

To the rear on the left a glass-covered building will come into view, which is the “Museum Cone” entrance.



2

Off the escalator, keep straight. You'll see a spider-shaped sculpture. Walk past the object.



5

“Museum Cone” is the entrance to the observation deck and the museum.



3

Walk ahead and you'll find yourself on the walkway in this photo.



6

There are both elevators and stairs. Go up one floor by using either one.

